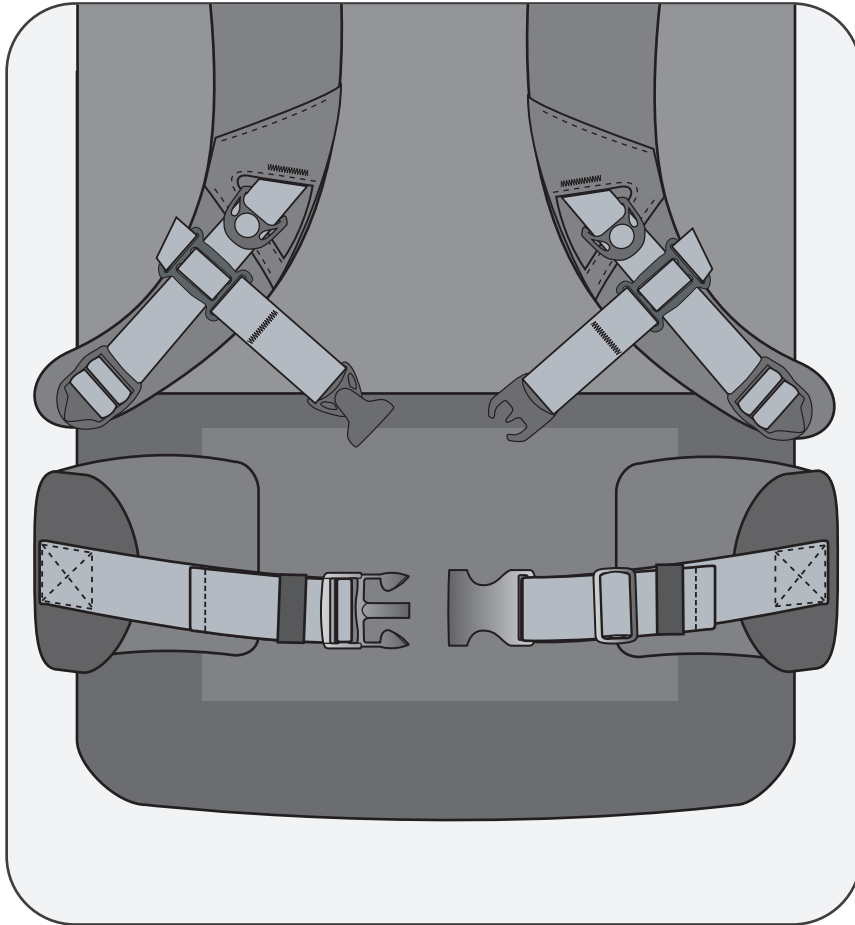


CANYON PACK

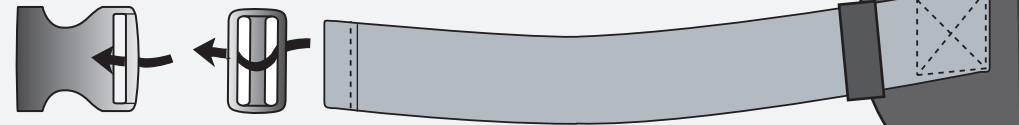
WAISTBAND BUCKLE REPLACEMENT INSTRUCTIONS



REPLACING SLIDE BUCKLE ON CANYON PACK WAISTBAND

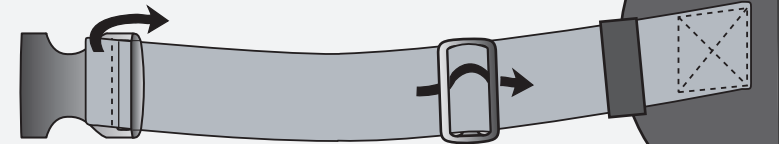


STEP 1



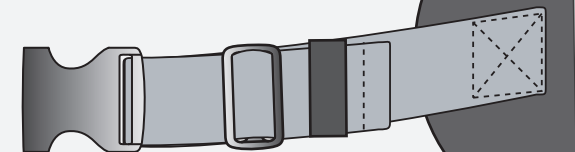
Weave strap through the slider and female part of the buckle as arrows show.

STEP 2



Weave strap back through the slider as arrow shows.

STEP 3



Adjust strap length and slide elastic strap keeper over tail of strap.

WARNING

Due to the fact that Seattle Sports does not have control over how this device is used, Seattle Sports disclaims any and all liability for damage or injury that might occur as a result of the improper use of this product.

WARRANTY

Seattle Sports products are guaranteed for materials and workmanship for one year. Normal wear and tear or damage from misuse, accident, or alterations are not covered. Use of this product in a professional setting is not covered. Seattle Sports assume no liability for incidental damages or injuries resulting from the use or misuse of this product. You may have additional warranties or limitations outlined in product packaging. Thank you for purchasing our products. Please contact us with any questions or concerns about our products. Seattle Sports Company, 3217 W. Smith St #1, Seattle WA 98199. seattle.sports.co.com